


# Shupatto®

## Umbrella

### Belt-free Closing Umbrella

---



#### ■ Spiral Structure

The fabric wraps around the shaft, quickly closing without needing a belt.



#### ■ Button-Free Lock

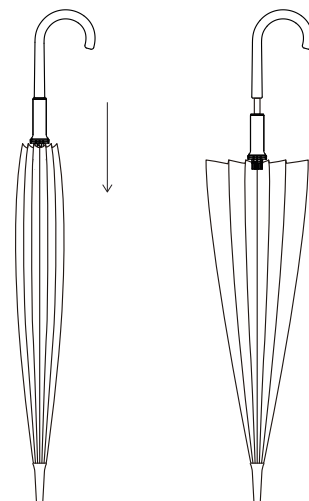
Raise the slider to unlock. Once open, the mechanism will lock again into place. Pull the slider to release the lock. Close and slide back towards the handle to lock.

\*Be careful not to close the umbrella too vigorously, as the tip of the umbrella can hit others in the eyes.



#### ■ Drying Stopper

Equipped with a stopper to dry the umbrella in a partially open position.



■ Usage Precautions

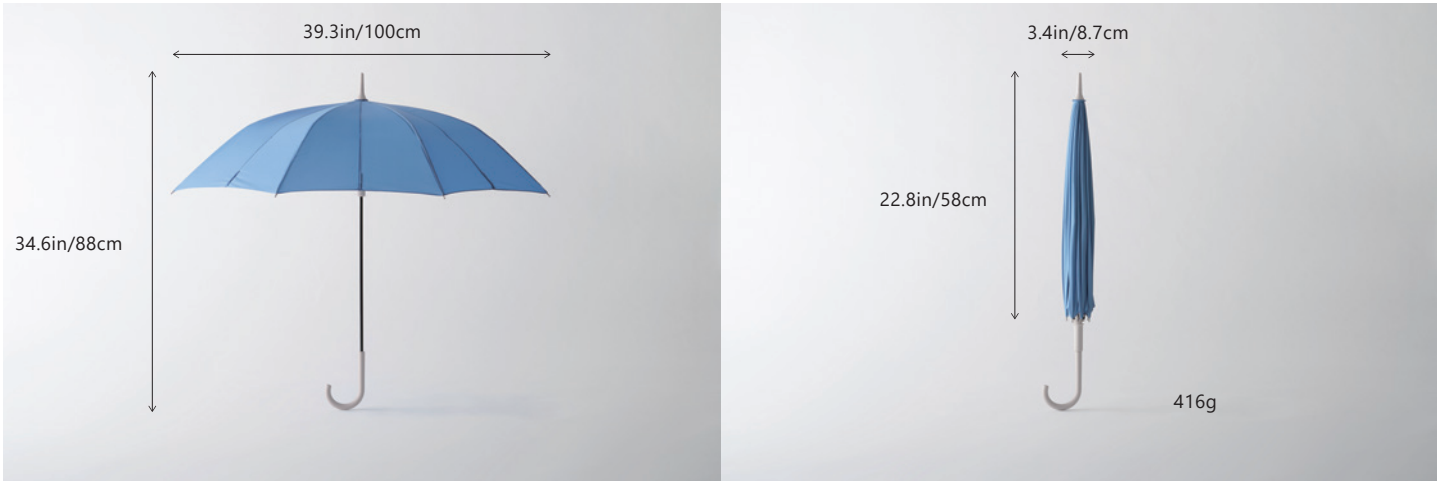
- Do not use the product outside of its intended application.
- The edges of the umbrella are sharp. Pay attention to your surroundings when using.
- The umbrella frame grows narrower as it nears the top. Do not insert your fingers or hands into the umbrella, as this may cause injury.
- The fabric's water repellency will decrease over time. For prolonged use, spray the umbrella with a water repellent coating. Note that some coatings may cause discoloration or stains.
- To avoid damage, do not use the umbrella in strong winds.
- Vigorously rotating the umbrella after use to dry it may damage the handle or locking mechanism.
- The umbrella frame contains glass fiber (plastic with reinforced fiber). Avoid direct contact in the event that the fiber becomes exposed due to the umbrella breaking or being damaged.
- Avoid use by children.
- In the event of a defect, the defective product will be replaced.

■ Care Instruction

- When drying, keep the umbrella out of direct sunlight. Direct exposure to sunlight may cause fading or changes to the surface.
- When storing, keep slightly open to allow for sufficient air flow. Storing while wet or insufficiently dry may cause the frame to rust, or the fabric to discolor or change.

■ Product Specification

58cm



62cm



Materials:Polyester  
Made in China